

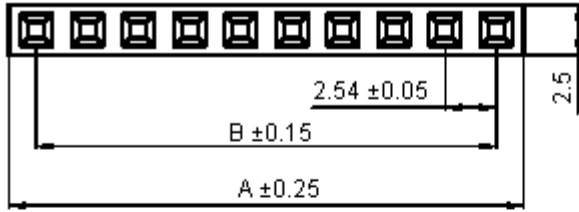


PART NO.

2212S-08SG-85

REVISIONS

ECN #	REV	DESCRIPTION	DRAWN	DATE	CHECKD	DATE	APPRVD	DATE
-	A	RELEASED	Veena	01/8/08	Suresh	01/8/08	G. C	15/8/08

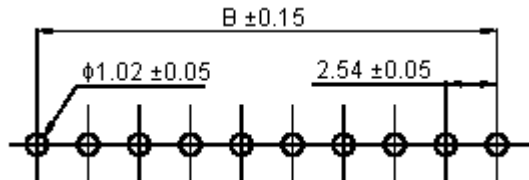
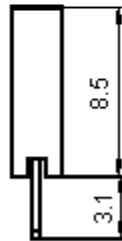
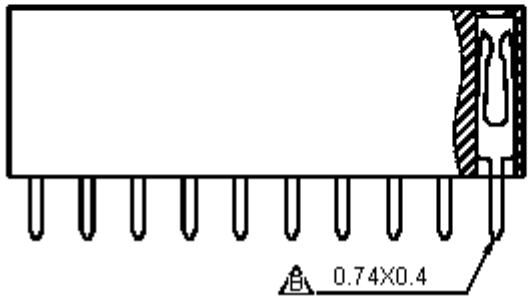


Specifications:

- Current rating : 3.0A ac/dc.
- Voltage rating : 250V ac/dc.
- Maximum contact resistance : 20mΩ.
- Minimum insulation resistance : 1000MΩ.
- Withstanding voltage : 600V ac for one minute.
- Operating temperature range : -40°C to +105°C.

Material and Finish:

- Insulator : High temperature plastic (PBT).
- Insulator colour : Black.
- Contact : Phosphor Bronze.
- Finish : Selective gold plated.



PCB Layout

Dimensions : Millimetres

This data sheet and its contents (the "Information") belong to the Premier Farnell Group (the "Group") or are licensed to it. No licence is granted for the use of it other than for information purposes in connection with the products to which it relates. No licence of any intellectual property rights is granted. The Information is subject to change without notice and replaces all data sheets previously supplied. The Information supplied is believed to be accurate but the Group assumes no responsibility for its accuracy or completeness, any error in or omission from it or for any use made of it. Users of this data sheet should check for themselves the Information and the suitability of the products for their purpose and not make any assumptions based on information included or omitted. Liability for loss or damage resulting from any reliance on the Information or use of it (including liability resulting from negligence or where the Group was aware of the possibility of such loss or damage arising) is excluded. This will not operate to limit or restrict the Group's liability for death or personal injury resulting from its negligence. SPC MULTICOMP is the registered trademark of the Group. © Premier Farnell plc 2008.

TOLERANCES:

UNLESS OTHERWISE SPECIFIED, DIMENSIONS ARE FOR REFERENCE PURPOSES ONLY.

DRAWN BY:

Veena

DATE:

01/08/08

CHECKED BY:

Suresh

DATE:

01/08/08

APPROVED BY:

G.Cook

DATE:

15/08/08

DRAWING TITLE:

PCB Socket Double Row Straight - 8 Way

SIZE
A

DWG NO.

M10001431

ELECTRONIC FILE

2212S-XXSG-85-F1(REV)_DWG

REV

A

SCALE: NTS

U.O.M.: mm

SHEET: 1 OF 2



PART NO.
2212S-08SG-85

REVISIONS			DRAWN	DATE	CHECKD	DATE	APPRVD	DATE
ECN #	REV	DESCRIPTION						
-	A	RELEASED	Veena	01/8/08	Suresh	01/8/08	G. C	15/8/08

Specification Table

Number of Positions	A	B	Part Number
8	20.82	17.78	2212S-08SG-85

Dimensions : Millimetres

Part Number Explanation:



- Number of Positions** : 08 = 8 Positions.
- Plated** : SG = Selective Gold Plated.
- Plastic Height** : 85 = 8.5mm.

<http://www.farnell.com>
<http://www.newark.com>
<http://www.cpc.co.uk>

This data sheet and its contents (the "Information") belong to the Premier Farnell Group (the "Group") or are licensed to it. No licence is granted for the use of it other than for information purposes in connection with the products to which it relates. No licence of any intellectual property rights is granted. The Information is subject to change without notice and replaces all data sheets previously supplied. The Information supplied is believed to be accurate but the Group assumes no responsibility for its accuracy or completeness, any error in or omission from it or for any use made of it. Users of this data sheet should check for themselves the Information and the suitability of the products for their purpose and not make any assumptions based on information included or omitted. Liability for loss or damage resulting from any reliance on the Information or use of it (including liability resulting from negligence or where the Group was aware of the possibility of such loss or damage arising) is excluded. This will not operate to limit or restrict the Group's liability for death or personal injury resulting from its negligence. SPC MULTICOMP is the registered trademark of the Group. © Premier Farnell plc 2008.

TOLERANCES: UNLESS OTHERWISE SPECIFIED, DIMENSIONS ARE FOR REFERENCE PURPOSES ONLY.	DRAWN BY: Veena	DATE: 01/08/08	DRAWING TITLE: PCB Socket Double Row Straight - 8 Way					
	CHECKED BY: Suresh	DATE: 01/08/08	SIZE A	DWG NO. M10001431		ELECTRONIC FILE 2212S-XXSG-85-F1(REV)_6_DWG	REV A	
	APPROVED BY: G.Cook	DATE: 15/08/08	SCALE: NTS		U.O.M.: mm		SHEET: 2 OF 2	